

Examples of popular projects

Art and History

Egyptian Artefact Making - Make mummies, death masks, body adornment, relief casts in plaster, writing and drawing based on hieroglyphs Egyptian Culture and Artefacts

Aboriginal Art - Modern and ancient art work to inspire painting in dots on a range of surfaces.

William Morris - Drawing, painting, collage, prints based on the Victorian Artist. Make decorated play cubes from work.

Greek Pots - Make and decorate pots and tiles from Greek designs and explore Greek patterns. Apply natural slip paints.

Chicness Art - Brush strokes to paint the Chinese style. 'The Willow Plates'. Make simple Dragons and 'The Terracotta Army'

Indian textile - To stimulate drawing, printing, painting, and wax resist. Use of hot wax onto paper and cotton fabric (4/5 and 6 only).

World War 1 - Printing from war posters. **World War 2** - Make Anderson Shelters. **Great Fire of London** - Make vibrant 3D collages.

Celtic patters - Drawing and printing **The Aztecs** - Drawing and press printing from Aztec Artefacts and images.

The Romans- Make Ceramic oil lights, 3D Coliseum in card, sculptures in clay, Roman costume figure and mock frescos onto plaster.

Art, Science and DT Small European mammals and reptiles – Using found natural forms make creatures with clay.

Trees and leaves - Use trees to stimulate drawing, collage printing, painting, rubbings, stencils and 3D work for skill development.

The magic of shells - Drawing with tools, painting and collage based on beautiful shells from around the world.

The Science of colour – Colour theory and mixing to explore the magic of colour, primary, secondary, and tertiary.

Modroc landscape or planet surfaces- Make 30cm x 30cm 3D planet surfaces in modroc.

Animal Skins – Use the patterns of animal skins to inspire drawing tool use and painting skills.




The Rain Forest - A range of drawing, painting, collage and print to make a Rainforest.

Art based on mini beasts – Sewing, press prints, drawing and painting mini beasts.

Fruits and Vegetables – A stimulus for observational drawing, painting and collage.

Optical Illusions – Look at Bridget Riley and the way the eye can trick the brain.

Moving image – Make a zoetrope, flick book and explore moving images.



Art, Textiles and DT

Banners – Design, dye and print banners for the school hall. or play onto fabric

T-Shirt printing – Make stencils and screen print designs onto a t-shirt. In single or rainbow colours

Cap designs - Great for plays and end of year.

Bags - Design calico bags to decorate with fabric paints, block and screen prints and fabric pens.

Collage with wool - Use double sided tape and card to produce well known works of art.

Weaving – With wools and found materials.

Felt Making - Simple felting with all age groups.

Art and Literacy

Calligraphy Lettering – Illuminated letters with a range of skills and history of the printed word.

Choose a story - Illustrations in mixed medium.

3 Dimensional Projects

Plaster Casting-Make and paint shells, butterfly, small creatures, flowers and more

Greek Gods - Plaster reliefs, paint and decorate

Masks - From different cultures. Construction, collage, painting and clay.

Historic Figures

Make and finish a costumes, figure in wire, paper and modroc from your chosen period

